



District Report Card: 2017


State: Bihar	District: Khagaria
Class: 3	Subject: Mathematics
Schools: 61	Students: 1307


Participation/Coverage


Students

<div>GENDER</div> <div></div>	Boys			Girls		
	Number		%	Number		%
	633		48.43	674		51.57

<div>AREA</div> <div></div>	Rural			Urban		
	Number		%	Number		%
	1218		93.19	89		6.81

<div>CATEGORY</div> <div></div>	SC		ST		OBC		GEN	
	Number	%	Number	%	Number	%	Number	%
	244	18.67	1	0.08	964	73.76	98	7.50

<div>CWSN</div> <div></div>	LD	VI	HI	S&LD	ID	Oth
	0	1	0	1	3	1

<div>Management</div> <div></div>	Government			Government-aided		
	Number		%	Number		%
	1307		100.00	0		0.00

Average Performance of Students in Mathematics (%)

Overall	Gender		Area		Management		Social Group			
	Male	Female	Rural	Urban	Govt.	Aided	SC	ST	OBC	GEN
61.87	62.56	61.23	61.82	62.62	61.87	0.00	59.51	93.33	61.98	66.39

Performance on Learning Outcomes (LOs)

Learning Outcomes	Description	Average Performance(%)
M301	Reads and writes numbers up to 999 using place value	60.20
M302	Compares numbers up to 999 based on their place values	75.90
M303	Solves simple daily life problems using addition and subtraction of three digit numbers with and without regrouping	57.75
M304	Constructs and uses the multiplication facts (up till 10) in daily life situations	67.41
M305	Analyses and applies an appropriate number operation in the situation/ context	58.61
M306	Explains the meaning of division facts by equal grouping/sharing and finds it by repeated subtraction	56.24
M309	Identifies and makes 2D-shapes by paper folding, paper cutting on the dot grid, using straight lines etc.	73.09
M311	Fills a given region leaving no gaps using a tile of a given shape	37.42
M312	Estimates and measures length and distance using standard units like centimeters or meters & identifies relationships	29.16
M317	Reads the time correctly to the hour using a clock/watch	74.90
M318	Extends patterns in simple shapes and numbers	53.76
M319	Records data using tally marks, represents pictorially and draws conclusions	72.61

Range of Performance of Students who Answered Correctly							
Below 30%		30% - 50%		50% - 75%		Above 75%	
Number	%	Number	%	Number	%	Number	%
166	12.70	248	18.97	446	34.12	447	34.20

Lowest Performing Learning Outcomes (LOs)

- 1 - Estimates and measures length and distance using standard units like centimeters or meters & identifies relationships (29.16)
- 2 - Fills a given region leaving no gaps using a tile of a given shape (37.42)
- 3 - Extends patterns in simple shapes and numbers (53.76)
- 4 - Explains the meaning of division facts by equal grouping/sharing and finds it by repeated subtraction (56.24)
- 5 - Solves simple daily life problems using addition and subtraction of three digit numbers with and without regrouping (57.75)